



City of Claremont Annual 2013 SUSTAINABILITY REPORT CARD & Background Report



The purpose of this report card is to inform the community regarding its progress toward meeting the goals and numeric targets contained in the Claremont Sustainable City Plan. It is meant to be a succinct yet comprehensive measure of how we are progressing toward sustainability as a community. The community has goals on achieving sustainability environmentally, as well as economically and culturally. The report may be used to celebrate our successes and identify areas where we must make adjustments in order to achieve goals.

The first report card was created in 2009 following the formation of the Sustainability Committee and adoption of the Sustainable City Plan. This report card is generated annually by City staff, reviewed by the Claremont Sustainability Committee and then by the City Council. It is hoped that each of the "grades" contained in this Annual Sustainability Report Card will be the subject of enthusiastic attention and discussion among all sectors of the Claremont community.



PERFORMANCE MEASURE SUMMARY TABLE

Performance Key:

▲ Exceeds Goal

★ Meets Goal

▼ Below/Behind Goal

Goal Area

Target

Measure

Performance

City

Community

Resource Conservation

Energy Use

Reduce 20% by 2015

Total energy used



KWH saved



% renewable



Water

Reduce 30% by 2017

Gal/person/day



Reduce Imported Water 80% by 2017

Gal/person/day



Solid Waste

75% Diversion Rate by 2020

% Diverted



Increase Composting

Tons Diverted



Environmental & Public Health

Greenhouse Gas Emissions

Reduce 20% by 2020

Tons of carbon equivalent

TBD

TBD

Toxics

Downward trend on toxics used in City operations



Upward trend on participation in HHW Collection Programs

Number of participants



Local & Organic Foods

Upward trend

TBD



Goal Area

Target

Measure

Performance
City Community

Transportation

Vehicle Miles Traveled	Downward trend	Vehicle Miles Traveled (VMT)		
Cleaner Modes	Increase % of bike & pedestrian trips	# of transit, bicycle, pedestrian trips		

Built Environment

Green Buildings	100% of new development built to LEED standards	% of buildings LEED certified		
Green Infrastructure	% of infrastructure that is designed to be sustainable	Cost in CIP as % of expenditures		

Open Space

Natural Open Space	Maintain total acreage	Total Acreage		
Urban Forest	Increase trees	Number & condition of trees		

Housing & Economic Sustainability

Meet state goals for affordable housing	Percentage of units that are affordable	State affordability standards		
Economic Vitality	Healthy & sustainable local economy	TBD		

Public Outreach

Education Effort	Meet outreach efforts in sustainability plan	Checklist of actions completed or survey of residents		
-------------------------	--	---	--	--

2013 Sustainability Accomplishments

City Government

The following sustainability accomplishments were completed by the City of Claremont in 2013.

■ **Sycamore Canyon Park Restoration Project:** Damage from the 2003 Grand Prix Fire forced closure of Sycamore Canyon Park. In 2012 and early 2013, the City restored the park and added a new single-track hiking trail to connect Sycamore Canyon to the Wilderness Park, and in March 2013, a grand re-dedication and opening was held. The project removed non-native eucalyptus trees that were creating a fire hazard and replaced them with 370 native oak and sycamore seedlings that will provide a fire-resistant native habitat for this area.

■ **Claremont Home Energy Retrofit Project (CHERP):** The City of Claremont continued its successful partnership with Sustainable Claremont and Energy Upgrade California to provide helpful information and large financial incentives to homeowners who make whole-house energy efficiency upgrades to their homes. In January, CHERP volunteers and partners celebrated achieving their initial goal of retrofitting 130 homes in Claremont with homeowners and regional and state officials. Another 48 homes were completed in 2013. Participation rates in Claremont continued to run well above the county average. To date, the project has resulted in the creation of dozens of local jobs, a \$2.9 million investment in the local housing stock, and nearly \$843,000 in incentives being paid to Claremont homeowners.



■ **Claremont Safe Routes to School Bicycle and Pedestrian Education Program:** The City continued to utilize a federal grant to fund education programs in all Claremont public elementary and middle schools. The program helps train students to bicycle and walk to and from schools in a safe manner. The program includes educational assemblies, walking audits, bike rodeos, family bicycle rides and helmet and bike safety training.

■ **Claremont Named Silver Level Bicycle Friendly Community (BFC) by the League of American Bicyclists:** Claremont achieved the silver level BFC award through an exhaustive evaluation process based on the 5 E's concept: Engineering, Evaluation, Education, Encouragement and Enforcement. The Silver Level BFC award recognizes Claremont's commitment to improving conditions for bicycling through education, promotional programs, pro-cycling policies and installation of new bicycle facilities and infrastructure.

■ **Sustainability Committee:** City staff facilitated a City Council-appointed, 9-member Sustainability Committee. The Committee provides broad citizen oversight for implementation of the Claremont Sustainable City Plan. The committee spent most of 2013 completing and gaining Council approval of a comprehensive update to the Sustainable City Plan.

■ **Sustainable Claremont:** City staff continued to help support the efforts of a community-based non-profit organization with over 100 members. Extensive accomplishments of Sustainable Claremont are presented in the community achievement section below.

■ **Earth Day Celebration:** City staff worked with citizen groups and local merchants to hold the 5th Annual Earth Day Celebration on April 21, 2013, which was Claremont's biggest Earth Day Celebration to date. The festivities included a two-block street fair, over 85 exhibitors, live entertainment, demonstrations, and a speakers' tent.

- **Green Waste Recycling:** The City continued to implement a contract with the City’s green waste recycler, Recycled Wood Products, to ensure that Claremont’s green waste is mulched or composted and reused rather than going into landfills. Total greenwaste collected and diverted from landfills in 2013 was 7,600 tons.
- **Door-to-Door E-Waste Collection, Recycling, and Disposal Franchise Agreement:** The City contracted with Greenway Solid Waste and Recycling, Inc., to implement a new program offering free door-to-door electronic waste collection, recycling, and disposal service within Claremont. Greenway collects, recycles and disposes most electronic waste including televisions, phones, DVD players, computers, and other electronic devices. In 2013, the first year of operation, 46,800 pounds of e-waste were collected from Claremont.
- **Household Hazardous Waste Collection:** In addition to both the door-to-door e-waste recycling and the City’s two annual Household Hazardous Waste roundups, there were several additional e-waste collection events held in the community. These events provided added opportunities for residents and businesses to turn in hazardous e-waste material.
- **Free LED Holiday Light Exchange:** In December, Claremont residents had the opportunity to exchange old, incandescent holiday light strings for new, ultra-efficient light strings. The exchange was funded by the San Gabriel Valley Energy Wise Partnership (SGVEWP), collaboration between the San Gabriel Valley Council of Governments (COG), and Southern California Edison (SCE).

Community

- **Fair Trade Town:** In April 2012, Claremont officially became the 28th “Fair Trade Town” in the United States and joined more than 1,000 cities and towns across the globe in the growing movement to make Fair Trade the new normal in everyday shopping. Fair Trade Claremont is a coalition of citizens, businesses, civic groups, schools and faith communities working to increase understanding, availability, and use of Fair Trade products as a means to reduce poverty, improve lives, and protect the planet. The effort aims to eliminate the worst types of worker exploitation and safety violations and provide sensible wages to workers at all levels.
- **Sustainable Claremont:** Sustainable Claremont had another fruitful year of raising awareness in the community and taking action on sustainability related matters. In 2012, the group added a Garden Club to help spread the joys of gardening including growing your own vegetables and fruit, native plants, and maintaining water-wise landscapes. The organization was named Honored Community Organization of the Year by the Independence Day Committee.
- **Earth Day Celebration:** Several citizen groups and local merchants worked with City staff to hold the 4th Annual Earth Day Celebration on April 21, 2012.
- **Green Building:** By the end of 2012, there were twelve LEED certified buildings in the City, with a total floor area of 616,222 square feet. During 2012, the Claremont University Consortium’s Administration Building, Pitzer College’s Student Housing Phase 2, and the Pilgrim Place Recreation Center were all completed and received final LEED certification. Seven additional buildings, three of which were completed in 2012, are awaiting LEED Certification.
- **Water Efficiency:** City residents have been called on to conserve water by both City staff and Golden State Water Company. The Community has responded well with average reductions to date generally meeting plan targets of 20% reduction by 2012. Unfortunately, this changed in 2012, one of the hottest, driest years on record, with savings falling from 23% in 2011 to 18% in 2012.



■ **Clean Local Energy Production:** Photovoltaic solar panels were installed on 70 Claremont homes and two College facilities in 2012. This is the highest number of Claremont solar installations in a single year. The new systems will collectively generate approximately 888,000 kWh of clean electricity per year and bring the total solar electricity production in the City to approximately 2.36 million kWh per year.

■ **Biodiesel Fuel Pump to Be Added to Arco Station:** The Department of Community Development approved an application from Propel Fuels Inc. to add a new biodiesel fuel pump at the ARCO – AM/PM service station (701 E. Foothill Blvd.). This will be the first outlet for biodiesel fuel in Claremont. Propel will sell Ethanol (FlexFuel E85) and Biodiesel (B5) in addition to the existing ARCO – AM/PM operations, which will remain.

■ **Uncommon Good Super Adobe Project:** Uncommon Good continued construction of a unique “ultra-green” super-adobe building with solar panels, sustainable landscaping and stormwater management on property owned by the Claremont United Methodist Church. The development, which will serve as the organization’s administrative offices and public meeting space, was designed and constructed by the Claremont Environmental Design Group.



■ **CHERP Program:** The CHERP program met its goal of retrofitting 130 homes, which is roughly 1 percent of the total number of homes in Claremont. Approximately 87 of these retrofits were completed during 2012. The project continues to progress, and the total number of Claremont retrofits now stands at 176. Volunteers from Sustainable Claremont continued to educate Claremonters and are now reaching out to other communities regarding the importance of home energy efficiency retrofits.



■ **Turf Removal Program:** Golden State Water Company continued to partner with Three Valleys Municipal Water District to offer a Turf Removal Program, which was established in October 2011. The program offers rebates to Claremont homeowners who replace turf with water wise landscaping. The program provides \$1.50 per square foot up to \$3,000 per residence and up to \$5,000 for commercial projects. In 2012, 79 rebates were paid. This resulted in at least 155,013 square feet of turf being removed and replaced with climate appropriate plants.

■ **High Efficiency Toilet Rebates and other Golden State Water Programs:** Golden State Water continued to offer rebates for High Efficiency Toilets (HET) of up to \$125 each. The new toilet must flush 1.28 gallons per flush or less, and it must replace a 3.5 gallon per flush toilet or greater. Free sprinkler nozzles and conservation kits were distributed and school education programs were implemented.



Sustainability Report & Background

Important Terms and Definitions:

“**City**” shall mean the City of Claremont Municipal Corporation and the City government including its staff, commissions, committees and council.

“**Community**” shall mean the entire community of Claremont including all residents, students, businesses, organizations, and visitors within the incorporated limits of the City of Claremont.

“**LEED**” stands for Leadership in Energy and Environmental Design, a rating system created by the United States Green Building Council to evaluate the environmental performance of buildings.

“**Sustainability**” shall mean the ability for the City and residents of Claremont to meet the needs of the present economy, society and environment while preserving the ability of future generations to meet their needs. (Source: Claremont General Plan, adopted November 14, 2006)

Grading Definitions:



Exceeds Goals: data or subjective (sometimes anecdotal) evidence indicates that goals are being exceeded by 10% or more.



Meets Goals: data or subjective (sometimes anecdotal) evidence indicates that goals are being met, within 10% margin of error.



Below/Behind Goals: data or subjective (sometimes anecdotal) evidences indicate that progress is below expected goals by 10% or more.

Report Card Organization

This report is organized around the seven goal areas identified in the Claremont Sustainable City Plan. Each goal area contains several goals that are designed to improve the sustainability of the City and community in that area. Many goal areas, such as water and energy, have numeric targets that translate to quantitative objective measures that are easily measured and evaluated. Other goal areas, such as outreach and economic sustainability, are more difficult to measure and are evaluated with more subjective and sometimes anecdotal evidence.



Seven Goal Areas

Goal Area 1 – Resource Conservation

1.1 Energy

Goal 1.1.1 - Reduce energy consumed 20% by 2015 from baseline year of 2006

City (Municipal) Electricity Use:

(Note: Based on data provided by Southern California Edison)

2006 Baseline Energy:	3,344,500 kWh
2015 Target Energy Use:	2,675,600 kWh
2013 Actual Energy Use:	3,811,994 kWh

455,786 kWh = Estimated annual energy savings from projects completed since Oct. 2008

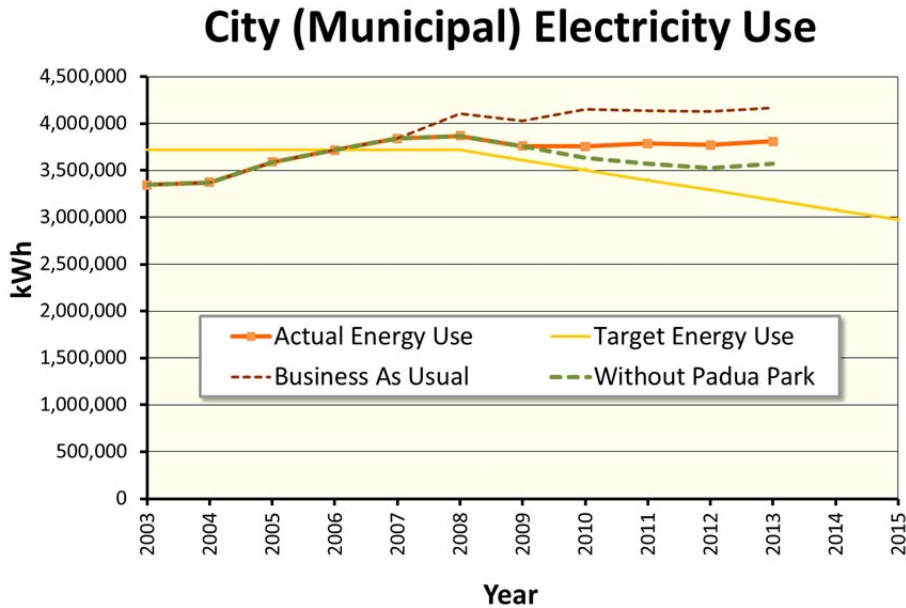
\$225,000/year = Amount saved each year by taxpayers if City reaches its goal (20% by 2015)

- Energy used by the City of Claremont (Municipal Corporation) has remained flat for the last four years, and energy use is about 32% above the target use. During the past five years, the City has completed additional energy efficiency projects at City facilities and added solar panels; however, it also added a large park on Padua Avenue that utilizes almost as much electricity as was saved. The City must begin working much harder to save enough electricity in order to reach its 2015 reduction target of 20%.
- Utilizing grant funds, the City hired a consultant to complete “investment grade” energy audits of four City buildings. The total area of the four buildings was 65,355 SF, which represents approximately 70% of the total square footage of City-owned facilities. The audit report provides an extensive list of energy efficiency projects that could save the City approximately 380,000 kWh of electricity or \$56,720 in energy costs per year. City staff continues to implement these projects as time and financial resources become available.
- The City continued participating in the San Gabriel Valley Energy Wise Partnership to work to identify additional energy efficiency and peak demand reduction strategies for future action. So far, this partnership has resulted in \$45,000 in rebates for energy efficiency expenditures, and over \$54,000 in annual energy savings, or over \$200,000 in savings since the adoption of the Sustainable City Plan.

Summary of Electricity Efficiency Projects for City Facilities	
395,501 (kWh)/yr	2008-2010 electrical efficiency projects for City facilities
60,285 (kWh)/yr	2011 (virtual servers, PV solar system, occupancy sensors)
18,000 (kWh)/yr	2013 Occupied Sensors & Lighting Upgrades
473,786 kWh/yr	Total Saved (\$63,817/year)
13.6 % of Baseline	Total estimated savings for City facilities from 2008-11 Energy Efficiency projects

- The City continued to partner with Sustainable Claremont on the CHERP project, which is designed to help encourage homeowners to make energy efficiency improvements to their homes. To date, the City has paid out \$24,000 in incentives for this program, while Southern California Edison, the Gas Company and Los Angeles County have paid out over \$806,000. The program resulted in an investment of approximately \$2.9 million in the local housing stock and creation of approximately 25 local jobs.

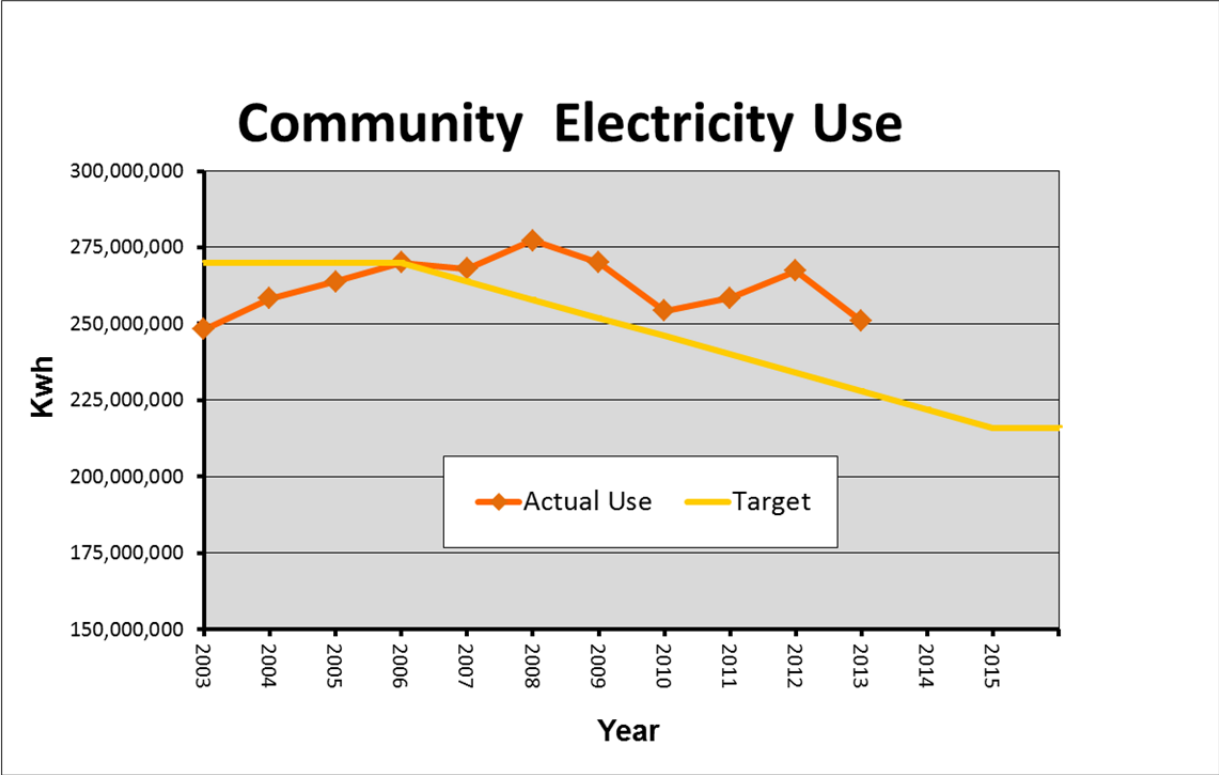
- The graph below compares the City’s actual annual energy consumption to the City’s target. Additional data lines show “Business As Usual”, which is the City’s consumption if the energy efficiency projects had not been completed, and “Without Padua Park” energy use, which is the use if Padua Park had not been added. The City’s consumption includes a deduction for renewable energy produced at the City Yard through the new solar panels.



Community Electricity Use:

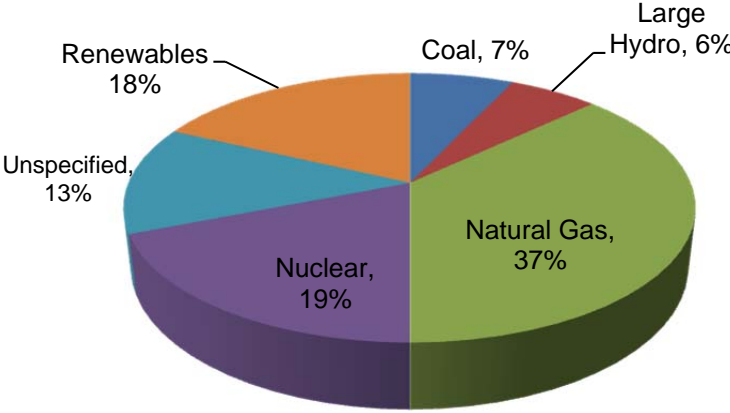
Overall, community-wide electricity use decreased 6% in 2013, after two straight years of increasing electrical use. The City is now 7.1% below the baseline usage, about less than half way to the targeted savings goal of 15.6% below the 2006 baseline. City staff members and community volunteers promoted CHERP, solar energy and rebate, tax credit, and loan programs to help make headway in 2013, but increased efforts will be required to meet our goal of reducing energy use by 20% by 2015.

Community-wide Electricity Consumption	
2006 Baseline Year	269,990,626 kWh
2012 Actual	267,377,317 kWh
2013 Actual	250,930,290 kWh
2013 Target	206,836,962 kWh
% Change from 2012	-6.15%
% Change from Baseline	-7.11%
Target % Change 2013	-15.55%



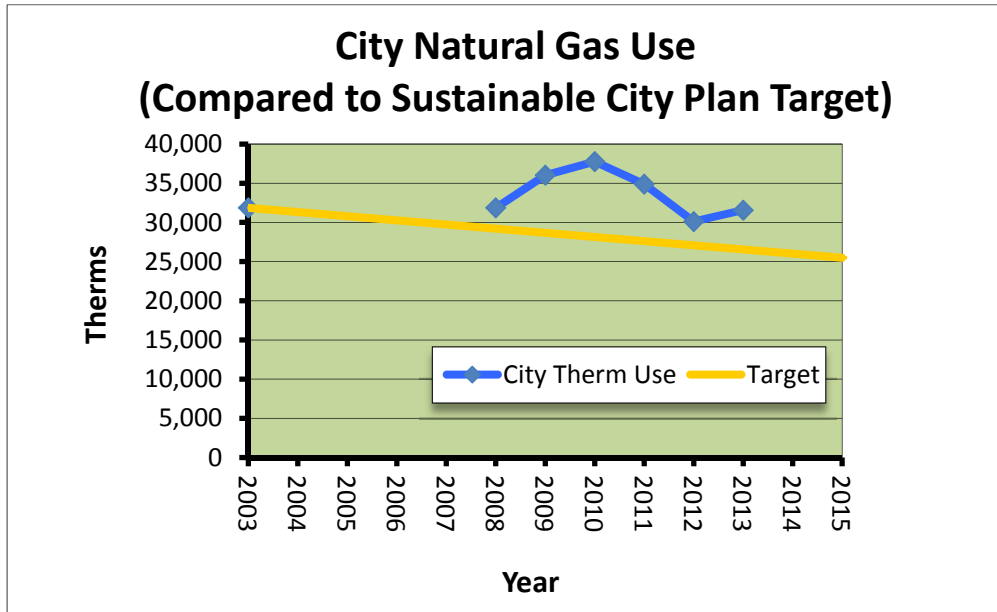
Southern California Edison (SCE) continues to be the cleanest major electrical utility in the country; on course to achieve state mandates for a percent of renewable energy as a percent of power generated. SCE is also a strong partner in Claremont's many energy efficiency efforts.

Claremont Energy Mix by Source 2013



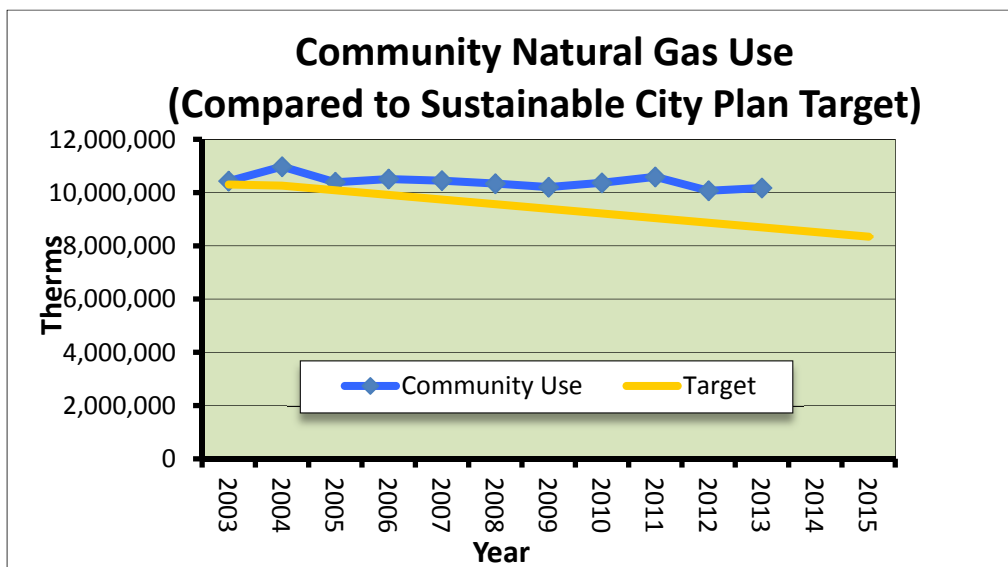
City Natural Gas Use:

Note: The City has collected five years of data on total non-vehicle related natural gas used by the City; however, it has been difficult to identify any trends other than weather that significantly impact this sector of our utility use. Since natural gas is relatively cheap and represents a small portion of total energy used by the City, staff has found that most projects for reducing natural gas make less financial sense than water and electricity efficiency projects. City staff will begin to focus on reducing natural gas use at City facilities once more cost-effective efficiency projects have been implemented.



Community Natural Gas Use:

Community gas use has held relatively stable with only minor fluctuations related to weather. The CHERP program is an effective way for homeowners to reduce their gas use, and, while it is still too early to know for sure, it may be partly responsible for recent drops over the last year. Approximately 211 homes had completed retrofits by the end of 2013.



Claremont Home Energy Retrofit Program (CHERP):

The City continued its partnership with Sustainable Claremont, Energy Upgrade California, and Los Angeles County to provide large financial incentives to homeowners who make whole-house energy efficiency upgrades to their homes. Funding for the City and County incentives was provided through grants from the US Department of Energy under the American Recovery and Reinvestment Act (ARRA). The CHERP program has been extremely successful in Claremont with 48 homes completed in 2013. Participation rates in Claremont were approximately 20 times the average per capita participation rate of Los Angeles County. To date, the project has resulted in the creation of dozens of local jobs, \$2.9 million of investment in the local housing stock, and a little over \$843,000 in incentives being paid to Claremont homeowners.



Goal 1.1.2 – Produce More Clean Energy Locally

City:

- The City installed a photovoltaic solar energy system on a large metal carport at the City Yard. The 20 kW (AC) system is now producing over 3,500 kWh per month, saving the City funds that would otherwise be paid to electricity bills. Total energy produced by this system in 2013 was just over 37,000 kWh.



City Yard Solar Project



US Bank Solar (Rooftop and Parking Lot)



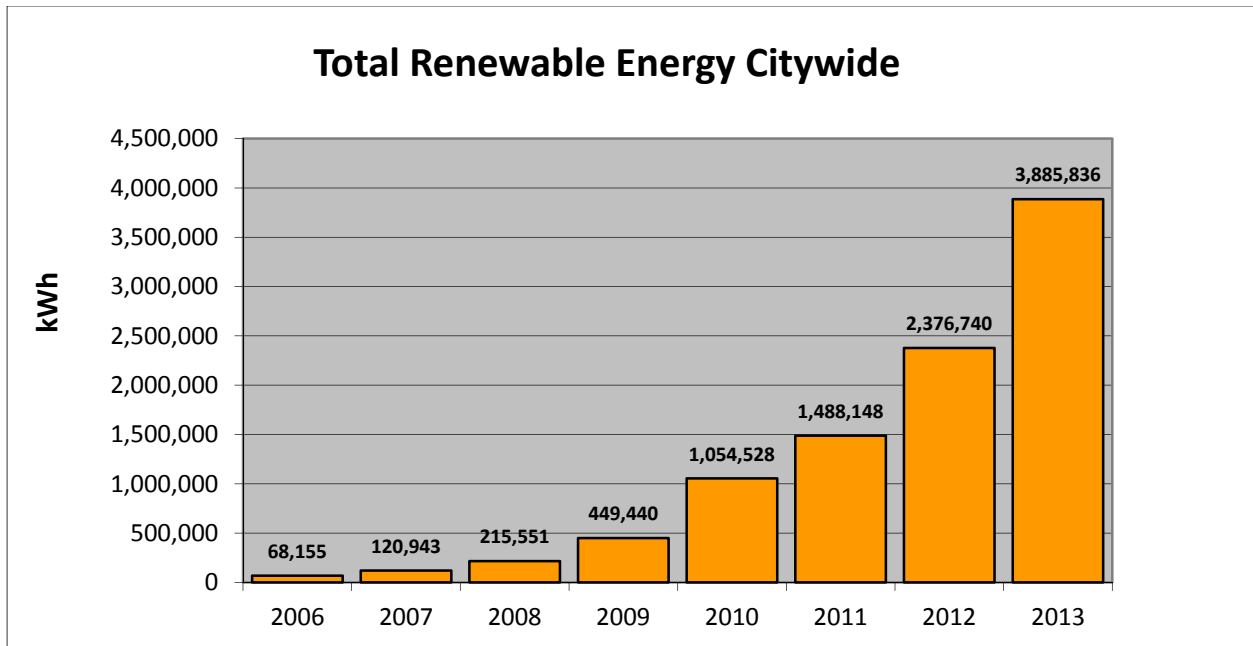
UCCC Church (Low profile roof mount)



Home Solar System

Community:

- Claremont households installed new photovoltaic solar panels on 113 homes and two buildings in 2013, the highest number for Claremont in a single year. These new systems will collectively generate approximately **1.3 million kWh** of clean electricity per year and increase total solar electricity production in the City to approximately **3.9 million kWh** per year. There are now over **330** Claremont homes with photovoltaic solar systems in place. Despite this very impressive growth, solar still represents a relatively small amount; approximately 1.5 percent of the total electricity consumed in the City.



Water

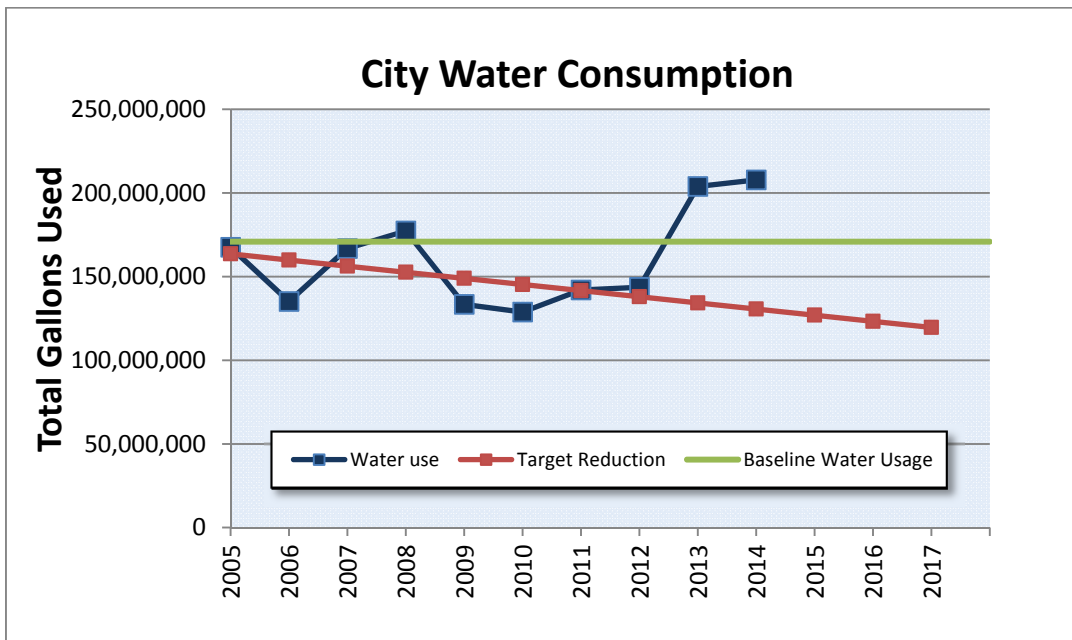
Goal 1.2.1 – Reduce Total Water Consumed by 30% by 2017

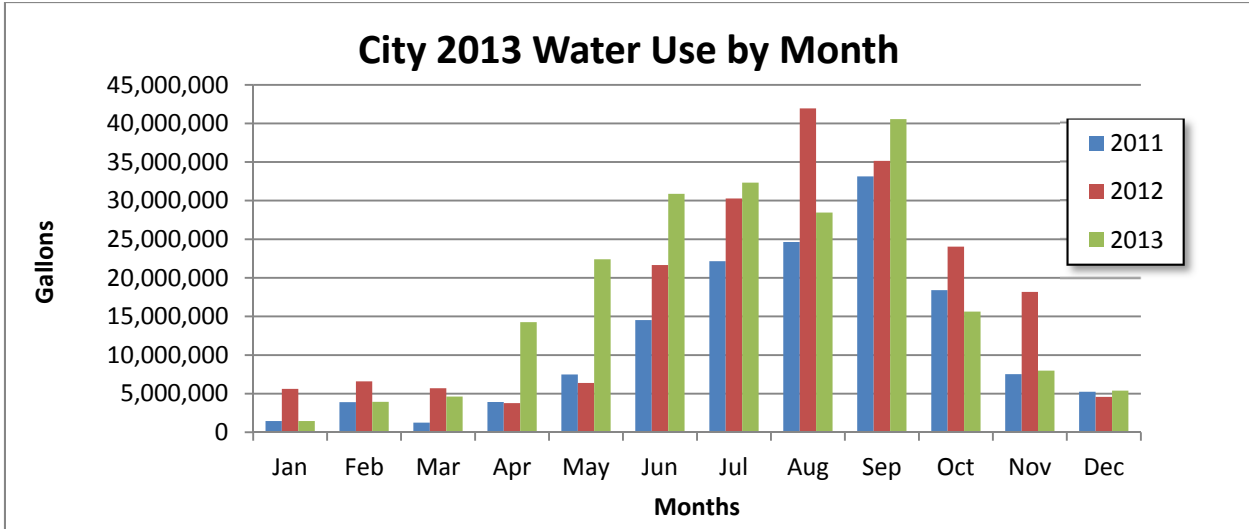
City:

- The City’s 2013 water consumption rose 2% over 2012, which is 45% over 2011, and 22% up from the baseline use. The 2013 use is 70% over the target goal.
- 2013 was an extremely hot and dry year. The total precipitation was 5.76 inches, compared to 9.6 in 2012 and 20.19 in 2011. The lack of precipitation and higher evaporation rates caused significant increased demand in water for use in irrigating City parks, medians, landscapes and sports fields.
- The City worked with Golden State Water and Three Valleys Municipal Water District to promote a Turf Removal Program. The City also promoted other conservation programs, including High Efficiency Toilets (HET), sprinkler nozzles, landscape irrigation controllers, and school education programs.
- The City accounted for roughly 4.6% of total water consumed community-wide in 2013.

City (Municipal) Water Consumption		
Baseline Average Use (Average 1995-2003)	170,923,984	Gallons/year
2013 Use	207,050,140	Gallons/year
% Change from Baseline	21.1%	
% Change from 2012	2%	

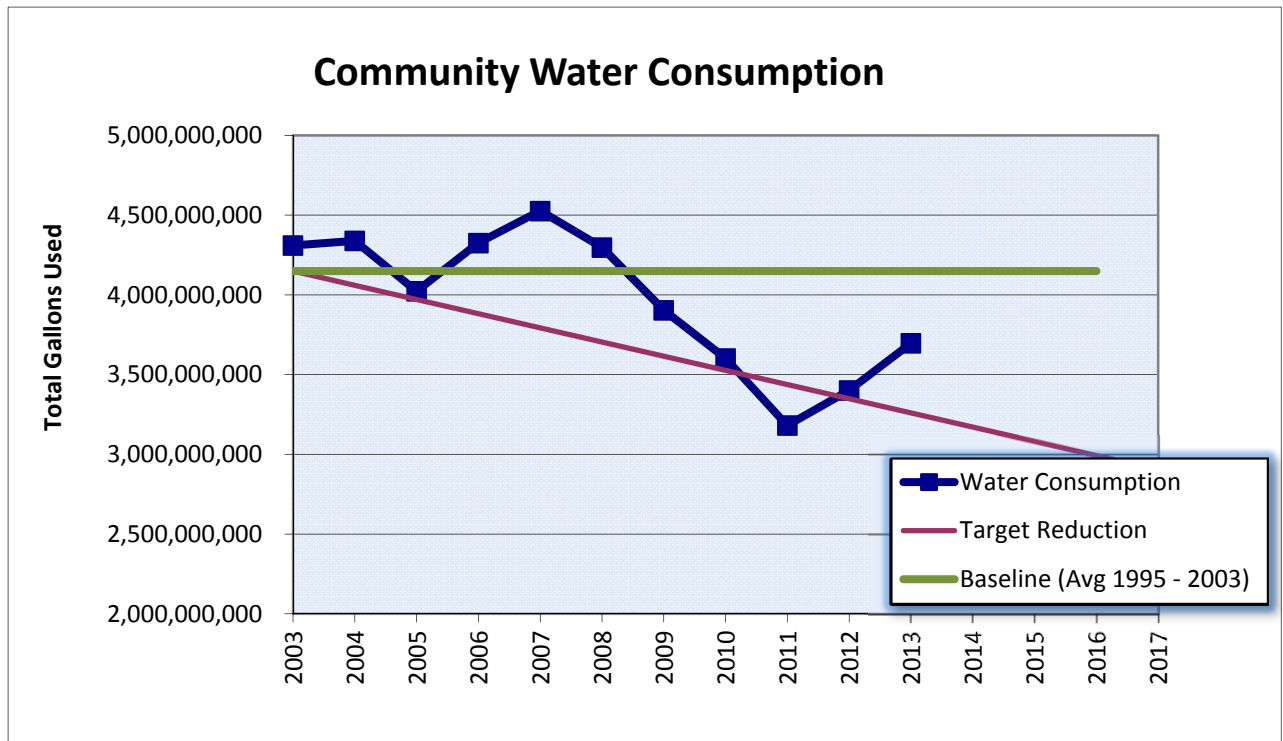
Source of data: Golden State Water Company





Community:

- Golden State Water has provided high-efficiency toilet rebates, high-efficiency clothes washer rebates, free sprinkler nozzle vouchers, weather-based irrigation controllers and flow restrictor rebates to customers, as mandated by the State Public Utilities Commission.
- 2013 total water consumption is 3.7 billion gallons, which is 11% below the baseline average, and 13% above the target goal of 2.9 billion gallons.

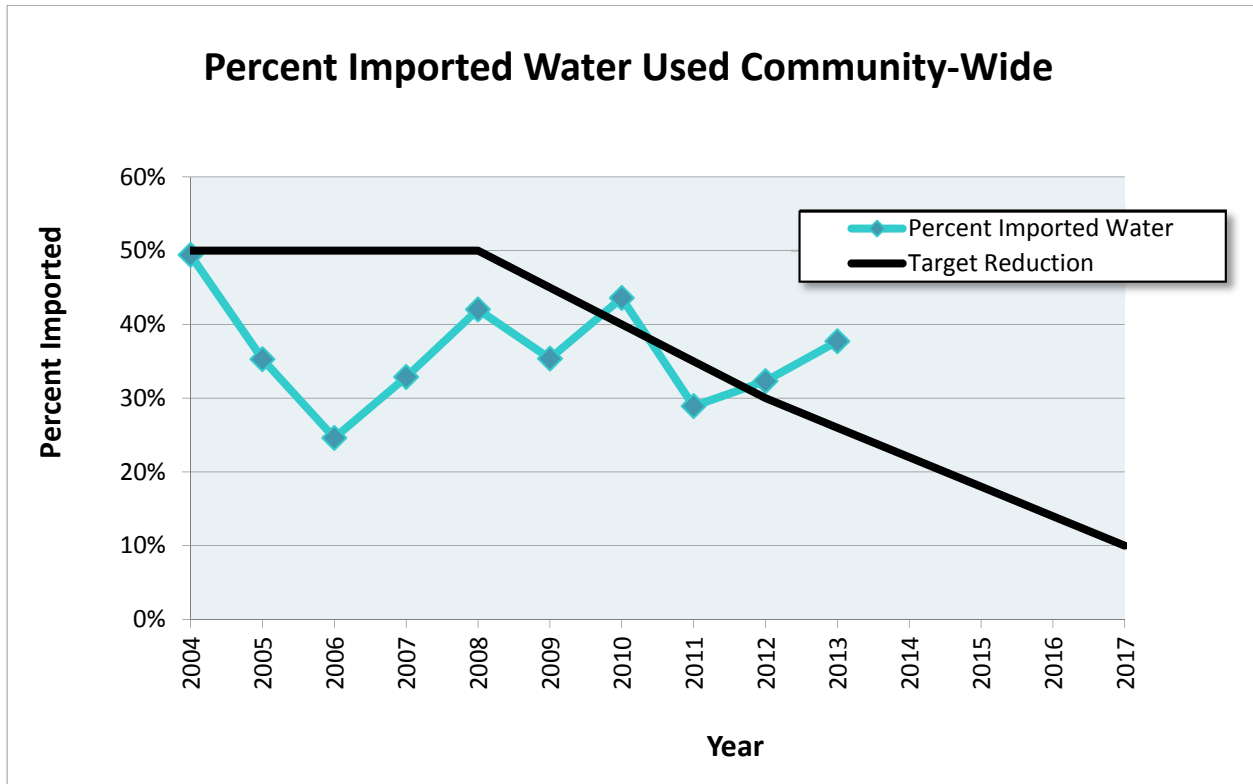


Community-wide Water Consumption		
Baseline Average Use (Average of 1995-2003)	4,148,816,000	Gallons/year
2013 Use	3,696,829,180	Gallons/year
% Change from Baseline	-10.9%	
% Change from 2012	8.7%	
% Change from Target	13.4%	

Goal 1.2.2 – Reduce Consumption of Imported Water Community-Wide by 40% by 2012 and 80% by 2017

Community:

- The community’s use of imported water has declined from a high of 50% of total water consumed in 2003 to 38% in 2013. There has been a slight increase from 2011 to 2013 due primarily to the dry conditions experienced locally.



Goal 1.2.3 – Minimize Waste of Water Resources by Advocating and Implementing Wise Use and Conservation Measures

City:

- City Planning staff continued to implement the City’s Water Efficient Landscape Ordinance (WELO), which requires new landscapes and major landscape renovations to follow water saving design practices and comply with a “water budget” for the site.
- As described above, the City, through its Sustainability Coordinator, assisted with the implementation of a Turf Removal Program offered by local water agencies. Staff helped market the program and answer questions about appropriate design, plant selection, and permitting requirements.
- Code Enforcement staff continues to implement the City’s water conservation ordinance in conjunction with Golden State Water. When violations are reported or observed, staff follows up with educational materials and, if necessary, refers to Golden State Water Company for further assistance.

Community:

- Golden State Water Company partnered with Three Valleys Municipal Water District to continue offering a Turf Removal Program with the City of Claremont. The program offered rebates to Claremont homeowners who replace turf with water-wise landscaping, and provides \$2.00 per square foot up to \$3,000 per residence, and up to \$5,000 for commercial. In 2013, 30 rebates were paid, and this resulted in 87,645 square feet of turf being removed and replaced with climate-appropriate plants.
- Golden State Water also implemented a variety of additional water conservation programs utilizing funding from the public goods charge section of ratepayers’ bills. These programs are summarized in the following table. See table below:

Conservation Program	2013	2012	2011	2010	2009
Ultra High Efficiency Toilet Distribution	0*	0*	472	799	324
High Efficiency Toilet Rebates	2	2			
Free Sprinkler Nozzles Voucher (Nozzles)	75	8,650			
Conservation Kits – Distributed	0	1,662	1,127	1,419	898
School Education Program (Students)	0	1171	608	620	574
Turf Removal Program (Reservations)	30	80	22	1	
Residential Audits	3	3	15	20	
Large Landscape Audits	5	5	26		
Commercial, Industrial and Institutional Audits	0	0	28		
High Efficiency Clothes Washer Rebates	43				

*Programs which were suspended in August 2012 due to lack of funding

- **Reclaimed Water Facility for Colleges:** The Claremont Colleges are in the process of analyzing a proposed water reclamation facility that would convert sewage into disinfected tertiary-treated water for irrigation of the campus grounds. The concept was developed by experts in the field who volunteered their time with Sustainable Claremont. It was then refined by a Harvey Mudd College intern. In August 2013, the Claremont Colleges awarded a consulting contract to Dudek, Inc., to prepare a professional engineering study for the project. The California Water Foundation provided a grant to cover up to \$125,000 (50%) of the cost of this study, and the Foundation is considering additional funding for the 500,000 gpd project. The system will use innovative technology that requires relatively little space and will replace about 5% of the potable water used in Claremont. This project is seen as a model for a future Citywide water reclamation system in Claremont.

Solid Waste

Goal 1.3.1 – Reduce Total Amount of Waste Being Sent to Landfills by 10% by 2015 (Baseline year 2000)

Community:

- In line with regional trends related to the economy, the Claremont community increased total solid waste generated slightly from 2012 to 2013. However, the community has continued to improve its diversion rate, which is the amount of solid waste that is diverted from landfills and either reused, mulched, or recycled.

Goal 1.3.2 – Increase Amount of Composting and Mulching

City:

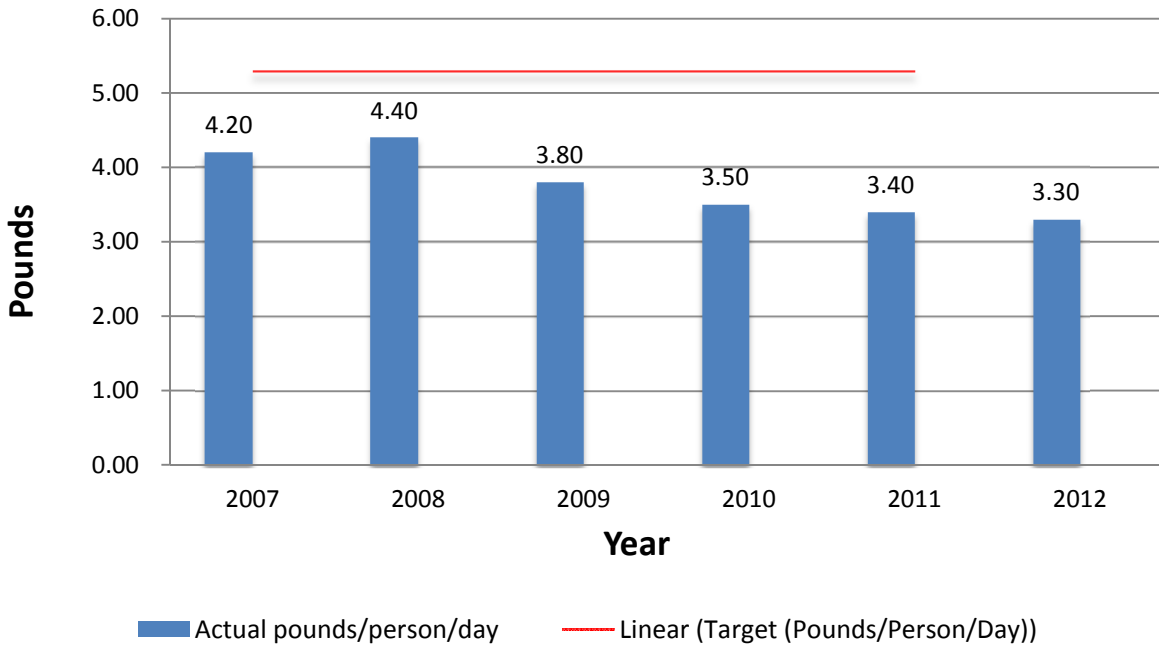
- The City continued implementing green waste recycling where green waste is processed for re-use as mulch and compost rather than for use as “daily cover” in landfills. The total volume of green waste recycled in 2013 was 7,600 tons.
- The City continued and expanded a free mulch program for residents. The program converts City tree trimmings to mulch that is then given away to local citizens for use as sustainable ground cover for landscapes, thus helping to reduce water use. The City held four free mulch distribution events throughout 2013.
- Total material recycled and mulched has grown from an average of approximately 500 tons/year in 2004-2007 to 18,000 tons/year in 2013.
- City staff, along with interested community members and college interns, studied a variety of alternatives for increasing composting in the City for possible implementation in the future.

Goal 1.3.3 – Increase Diversion of Waste from Landfills to 70% by 2010

Community:

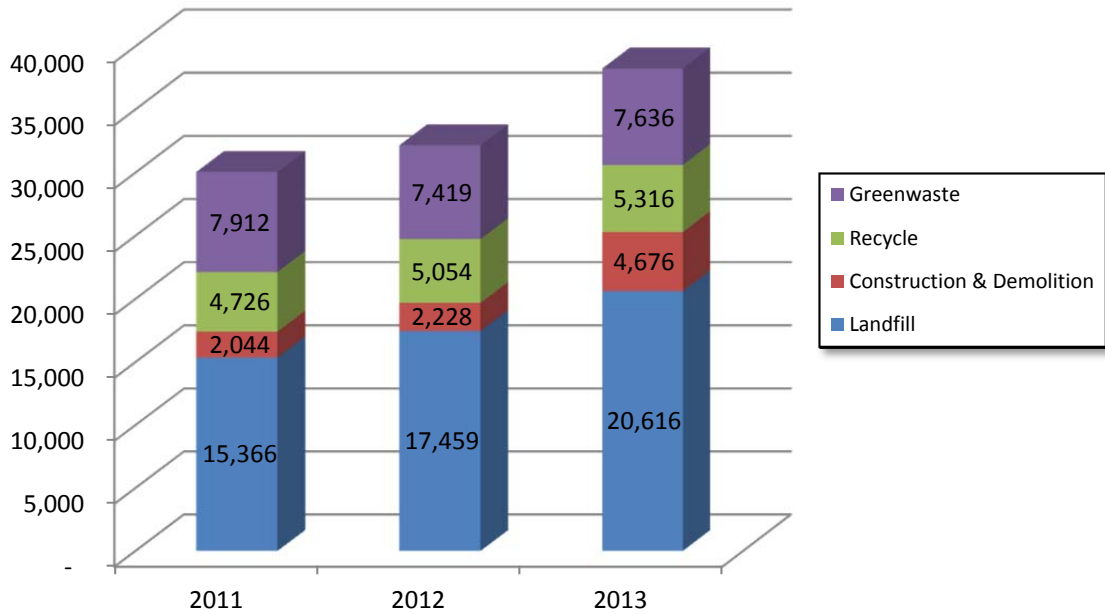
- Claremonters continued to receive a 99% acceptance rate of green waste – sharing the title for the cleanest green waste in the region. This is important because green waste that is contaminated with trash, recycling or other unacceptable matter must be sent to the landfill and buried along with the refuse.
- Greenwaste diverted from landfills held steady at approximately 7600 tons in 2013; accounting for roughly 21% of total solid waste in 2013.
- Recycling increased slightly in the community from 4700 tons in 2011 to 5300 tons in 2013. This is also diversion from the landfill. Recycling made up 14% of total solid waste in 2013.
- Trash Free Challenge: Three of the CUSD schools, Chaparral, Oakmont and Vista del Valle entered into a Trash Free Lunch Challenge sponsored by Grades of Green, the Sanitation Districts of Los Angeles County, LAcarGUY, the City of Santa Monica, Warner Bros, and others. All three schools reduced lunchtime waste from 12 landfill bags to less than two per day per school. Together with the 24 other schools in LA County who participated in the program, the schools diverted 44,000 bags of trash from the landfill, educated 16,000 students about caring for the environment, and packed 5,000 trash free lunches this year.

Total Solid Waste Community-Wide (Pounds/Person/Day)

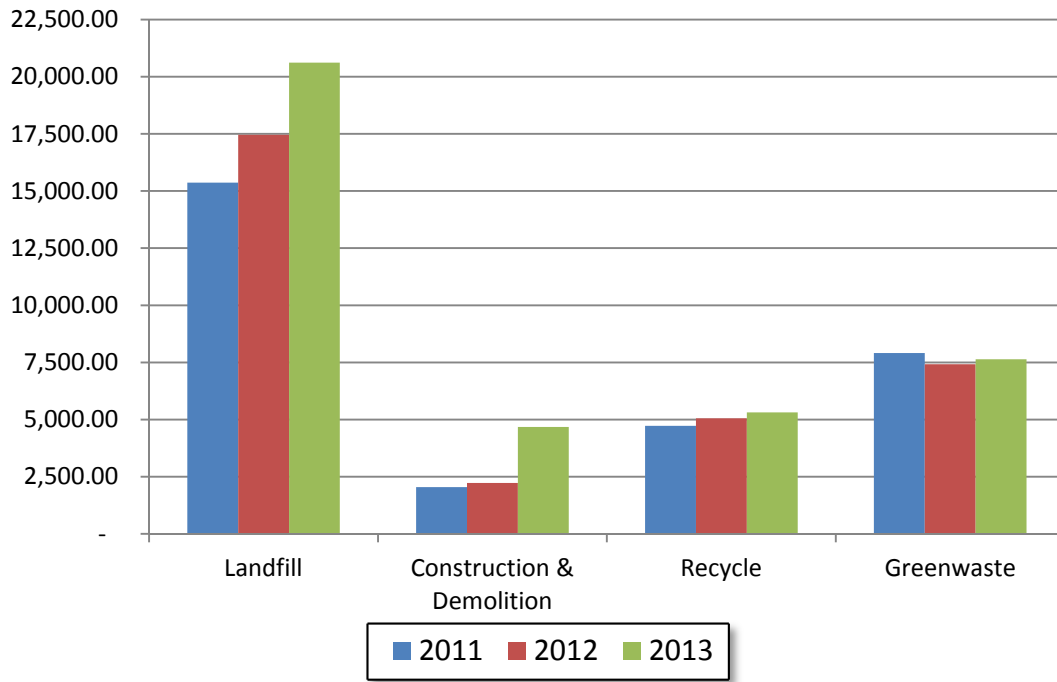


*New Metric Used in Claremont by CalRecycle, the State of California Agency charged with implementing solid waste regulations.

Solid Waste by Type



Solid Waste by Type (tons)



Goal Area 2 – Environmental & Public Health

Goal 2.1 - Reduce Greenhouse Gas Emissions

City:

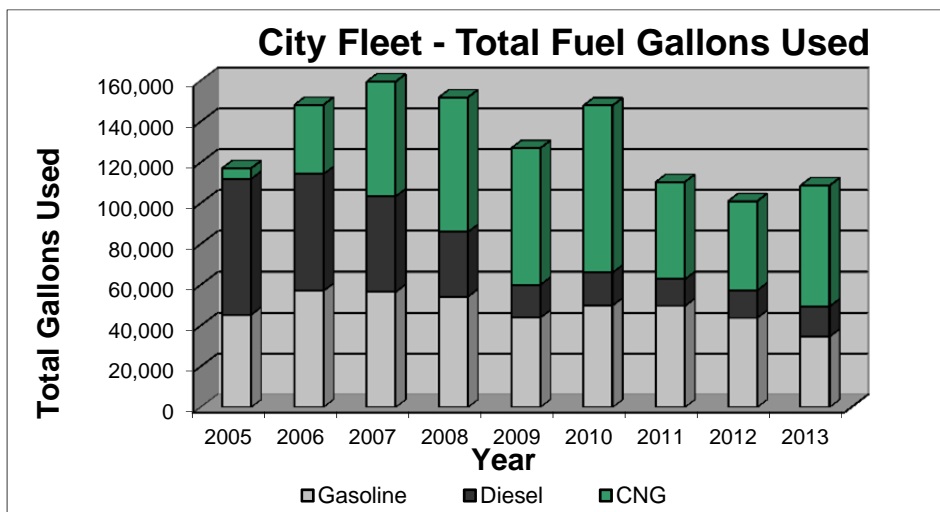
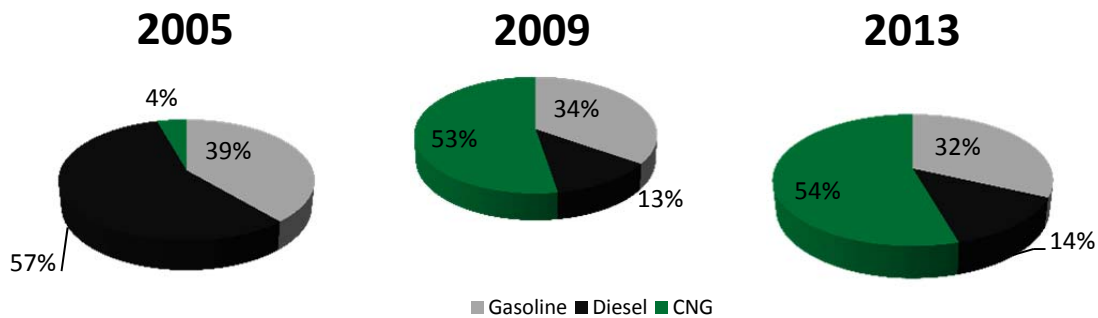
- The City began work on an analysis that will lead to adding a greenhouse gas metric to the Sustainable City Plan. Through the San Gabriel Valley Council of Governments, a consultant was hired to develop a series of energy conservation strategies aimed at reducing greenhouse gas emissions in the City. These strategies were incorporated into the 2013 update to the Sustainable City Plan.

Goal 2.2 – Air Quality: Implement Air Quality Improvement Strategies Recommended by South Coast Air Quality Management District

City:

- The City maintained its fleet of municipal vehicles, which has largely been converted from diesel and gasoline to cleaner fuel types such as compressed natural gas (CNG) and gas hybrid vehicles. The total volume of fuels used (gallons equivalent) rose by 7% from 2012-2013.
- The City continued making its CNG fueling facility available to other entities such as nearby school districts to help increase use of this cleaner fuel type.

City Fleet – Fuel Use by Type



Goal 2.2 – Toxics: Increase Utilization of Household Hazardous Waste Collection Programs

City:

- The City contracted with Greenway Solid Waste and Recycling, Inc. to conduct door-to-door electronic waste collection, recycling, and disposal service within Claremont. Greenway collects, recycles and disposes most electronic waste including televisions, phones, DVD players, computers, and other electronic devices. The total e-waste collected in 2013 was 46,800 pounds.
- The City introduced a new requirement into its custodial contracts that restricts cleaning products used in City facilities to those that are recognized by the US EPA Design for the Environment Program. Paper products which contain a minimum 20% post-consumer material are also a requirement.
- The Police Department hosted two Drug Take Back Events, and continued a prescription drug disposal program that allows the public to drop off prescription drugs at the police department where they can be safely disposed of.
- In both February and June 2013, the City held its annual Household Hazardous Waste and E-Waste roundups in cooperation with the Los Angeles County Sanitation Districts.
- By continuing to convert its fleet from diesel to cleaner fuels, the City has removed large amounts of airborne carcinogenic particles from our air.

Community:

- In addition to the door-to-door e-waste recycler and the City's two annual Household Hazardous Waste roundups, there were several additional e-waste collection events held in the community. These events provided added opportunities for residents and businesses to turn in hazardous e-waste material.
- The Claremont Branch of the County Library System continued a battery and light bulb drop-off point to help keep the hazardous materials out of landfills. Several other businesses in the area offer light bulb and battery recycling.
- Vista del Valle and Oakmont Schools now offer drive-through waste collection programs for a wide range of products: CRV products; e-waste; ink and toner cartridges; batteries; clothing and shoes; all paper types; juice containers and cardboard. This is also a fundraiser for the schools.



- Three of the CUSD schools, Chaparral, Oakmont and Vista del Valle entered into a Trash Free Lunch Challenge. Together with the 24 other schools in LA County who participated in the program, the schools diverted 44,000 bags of trash from the landfill, educated 16,000 students about caring for the environment, and packed 5,000 trash free lunches this year.

Goal 2.3 - Create Forums for the Exchange of Locally-Grown Foods

City:

- The City continued its support for and participation in the Claremont Farmers Market. The City considered an expansion of the Farmer's Market, but, after extensive discussions, concluded that was not in the best interest of surrounding neighborhoods and businesses.

Community:

- **Sustainable Claremont Garden Club:** Sustainable Claremont formed a garden club to allow for regular meetings, workshops and field trips for Claremonters to engage in their love of all types of gardening – including yard landscaping, orchards, vegetable gardens, and ornamental gardens.
- **Pomona College Organic Farm:** The Pomona College organic farm continued to provide fruits and vegetables for students and faculty, and began holding monthly sales of their produce at the Smith Campus Center.

Goal 2.4 - Increase School District or Community Gardens

- **Claremont Unified School District:** The school district hired a school garden coordinator and greatly expanded the number of on-campus gardens. CUSD currently operates organic gardens at Vista Elementary, Oakmont Elementary, Sycamore Elementary, El Roble, San Antonio High and Claremont High. There appears to be strong interest from many students and their parents and the program is likely to be continued in future years.
- **Sustainable Claremont Schools Action Group:** This group worked extensively with school district staff and administrators regarding gardening projects and sustainable facilities. Major accomplishments included advocating for the hiring of the School Garden Coordinator and getting most of the local schools to participate in the 5th Annual Earth Day Celebration.
- **Oakmont Outdoor School Biome Project:** In September 2009, Oakmont Elementary School implemented a broad curriculum strategy entitled "Oakmont Outdoor School, Learning the World's Biomes". Each biome represents a native landscape that the students study throughout the school year. After two years of collaborating with local businesses, volunteers, and nonprofits, Oakmont celebrated the installation of three native biomes- Chaparral, Oak Woodland, and Desert. In the Fall of 2014, Oakmont will launch their final biome-Forest.

Goal Area 3 – Transportation

Goal 3.1 - Reduce Per Capita Vehicle Miles Traveled (VMT)

City:

- The City of Claremont utilized a \$356,530 in federal Safe Routes to School (SRTS) grant to implement a bicycle and pedestrian safety education program at each of Claremont's public elementary and intermediate schools. One of the major goals is to significantly increase the number of students who safely ride and walk to Claremont schools. The Claremont SRTS Program is a three-year case study that includes classroom and outdoor bicycle and pedestrian safety training coordination with the Claremont Unified School District (CUSD), compilation of pre- and post-training surveys and site audits and the preparation of a Pedestrian and Bicycle Safety Plan. The pedestrian and bicycle safety training aspect of the program is nearing completion.
- The City's Bicycle/Pedestrian Advisory Committee and local pedestrian advocates continued to sponsor a group to encourage people to walk. The "Claremont Get Walking" group organizes and promotes regular group walks through pedestrian-friendly areas of the City.

Goal 3.2 – Pedestrian Enhancements

City:

- The City upgraded handicap ramps at Mountain Avenue, between Foothill Boulevard and Base Line Road, Indian Hill Boulevard, between Foothill Boulevard and Base Line Road, and Indian Hill Boulevard, between Oak Park Drive and American Avenue.
- The City continued to maintain sidewalks throughout the City at a very high level.
- The City constructed an accessible path of travel from the public right-of-way at Mallows Park.
- Staff secured state Safe Routes to School funds to provide pedestrian facilities in the proximity of Vista del Valle, Sycamore, Danbury and El Roble schools.
- The Indian Hill Accessibility project was completed during Summer 2013. Additional sidewalk improvements on Indian Hill Boulevard will be replaced in 2014.

Goal 3.3 – Bicycle Enhancements

City:

- Volunteers from the Claremont Bicycle/Pedestrian Advisory Committee continued to conduct annual bicycle counts in Fall 2013. This non-scientific survey indicates consistent levels of ridership from 2011 to 2013.
- The City upgraded its designation as a Bicycle Friendly Community from Bronze Level to Silver Level in recognition of the City's efforts to improve bicycle conditions throughout the community. Claremont is the first city in Southern California to achieve Silver Level designation.
- The City provided the most technologically-accurate bicycle detection at signalized intersections within the Bicycle Priority Zone by installing video camera detection at key signalized intersections within preferred bike routes.
- CUSD adopted a Claremont Safe Routes to School curriculum to be used as a basis for the bike and pedestrian safety training.
- In response to CUSD's request that all students in the district receive bike and helmet safety training, a number of bikes were donated by Velo and a local cycling store, and helmets were provided through the program. In addition, bike tune-ups were provided by the SRTS consultant along with the Jax Bicycle Center manager, and a group of volunteers from the Claremont Bicycle/Pedestrian Advisory Committee and the Claremont Senior Bike Group.
- Bike Helmet Program - The Safe Routes to School consultant will continue to provide helmets to K-8th grade students who need them through grant funds.

Goal Area 4 – Sustainable Built Environment

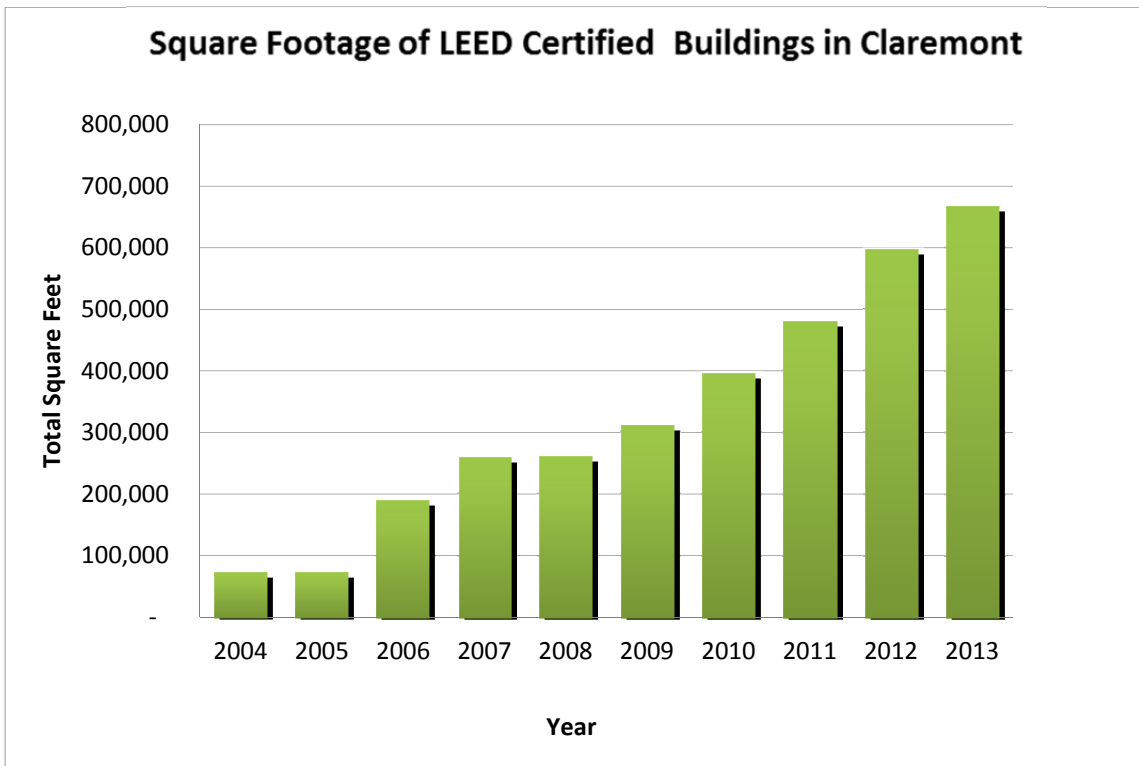
Goal 4.2 – All Major Private, Non-Residential Developments Certified LEED Silver

Community:

- From 2009-2013, all new non-residential construction with more than 20,000 square feet of habitable floor area has been designed to meet LEED standards. All project developers have indicated that they are seeking LEED Certification of LEED Silver or higher for these projects.
- With 19 buildings either LEED-certified or seeking LEED Certification, Claremont has a very high number of LEED-certified buildings for a City of its size. The following table contains a list of structures that have already received LEED Certification or are currently seeking LEED Certification. If all buildings that are seeking certification receive it, the City will have approximately 938,617 square feet of LEED-certified buildings.

LEED-Certified Buildings in Claremont			
Developer	Project	Building Size (Sq. Ft.)	LEED Certification Level/(Target)
Pomona College	Seaver Science Center	45,900	Silver
Harvey Mudd College	Sontag Residence Hall	26,171	Certified Level
Harvey Mudd College	Hoch-Shanahan Dining Hall	26,509	Silver
Pomona College	Lincoln - Edmunds Building	92,000	Gold
Pitzer College	Residential Life Project (3 bldgs.)	69,098	Gold
Jaquez DDS	Claremont Smile Design Offices	1,500	Certified Level
Stone Creek Developers	Claremont Medical Plaza/Pomona Valley Medical Center	50,000	Silver
Pomona College	North Campus Residence Hall	85,000	Platinum
Pilgrim Place	Recreation Building	23,000	Certified Level
Pitzer College	Residential Life Phase II	70,356	Platinum
Jamboree Housing	Affordable Housing Project (Courier Place Apartments)	85,635 (75 Units)	Platinum
Claremont University Center (CUC)	Administrative Campus	41,053	Platinum
Harvey Mudd College	R Michael Shanahan Teaching and Learning Center	70,000	Gold
Total Square Footage Certified		686,222	
Additional Projects Currently Seeking LEED Certification			
Pomona College	Grounds Keeping Building	9,350	<i>(Gold anticipated)</i>
Pilgrim Place	Armistad Assisted Living Bldg.	22,600	<i>(Gold anticipated)</i>
Pilgrim Place	Residential Building	45,744	<i>(Gold anticipated)</i>
Claremont McKenna College	Fitness and Athletic Center	130,000	
Pomona College	Studio Art Hall	36,000	
Total Square Footage Registered for Certification		244,774	

- Residents increased production of solar electricity generated in the City by approximately 61.5%. Photovoltaic systems were installed on 112 homes and two large commercial properties.



R Michael Shanahan Teaching and Learning Building



Whole Earth Building, Uncommon Good

Goal Area 5 – Open Space and Land Use

Goal 5.1 – Protect Natural Open Space

City:



- The City maintained the 1,693-acre Claremont Wilderness Park and provided public access to this important community asset. The City began construction on an expanded parking lot to resolve parking issues at the entrance to the park.
- Rehabilitation of the Sycamore Canyon Park Restoration Project was completed and celebrated with a re-dedication. This 144-acre project included the phased removal of non-native Eucalyptus trees and replacement with native Sycamore and Oak trees.
- The City completed the native landscaping project at Padua Park. Native landscaping was added to non-landscaped areas of the park, including existing parkways, planters, and borders. The plant palette includes Riversidean Alluvial Fan Sage Scrub (RAFSS) plantings that are native to the park site and complement the existing habitat on the north side of the park. These newly-incorporated elements are funded by a grant from the Rivers and Mountains Conservancy.
- **San Gabriel Watershed and Mountains Special Resource Study:** The City supported a National Park Service study considering if the San Gabriel Mountains should be designated as a National Recreation Area under the National Park Service. The proposal continues to proceed through the federal approval process.

Goal 5.2 – Expand and Improve Our Network of Constructed Open Spaces

City:

- The City maintained 24 City-owned parks, sports fields and public plazas that provide over 150 acres of constructed open space throughout the community.

Goal 5.3 – Create Mixed-Use Areas to Increase Alternative Transit Opportunities and Affordable Housing

City:

- The City approved architectural plans for a new Mixed-Use, market rate apartment, live-work and retail project on a vacant industrial site (Rich Products) in the Village expansion.

Goal 5.4 – Protect the Urban Forest

City:

- The City continues to maintain its extensive network of street and park trees, which in return provide Claremont with much of its unique character and beauty.
- The City maintained its urban forest of 24,181 City trees (street trees and parks).
- The City began a major update to its tree maintenance policies, holding several meetings with residents and consulting arborists.
- The City won the National Arbor Day Association's "Tree City USA" award (29 years and running).
- The City conducted a detailed survey of all street trees along Foothill Boulevard as part of the Foothill Boulevard Master Plan.

Community:

- Sustainable Claremont initiated a Tree Action Group focused on educating the public regarding the value of our current urban forest and the importance of properly maintaining both public and privately owned trees.
- Volunteers planted approximately 500 Oak trees in the Claremont Wilderness Park and 370 native Oak and Sycamore seedlings in the Sycamore Canyon Wilderness Park. This project utilized volunteers to gather acorns from local native Oaks, propagated them with help from the Rancho Santa Ana Botanic Garden, planted the Oak seedlings in the Claremont Wilderness Park, and continue to water and maintain them until they become self-sufficient. The effort is aimed at restoring Oak woodland areas of the foothills and has many benefits for the environment.

Goal Area 6 – Housing & Economic Sustainability

Goal 6.1 – Meet or Exceed State Housing Mandates

City:

- The City began implementing its Inclusionary Housing Ordinance as several large housing projects sought City approval and started construction in 2013. The ordinance requires developers to reserve 15% of the new homes in multi-unit residential developments for sale to families with low or moderate income levels as defined by Los Angeles County average income statistics. In exchange, state law allows developers to build the projects at higher densities and with smaller setbacks and parking requirements. In 2013, this ordinance resulted in the designation of approximately 41 units for sale under affordable housing guidelines.

Goal 6.2 – Promote Neighborhood Identity and Conservation of Individual Neighborhood Character

City:

- The City continued to implement its Mills Act ordinance to allow more properties to receive property tax incentives in exchange for maintaining the historic character of their homes.
- The City continued to work closely with Claremont Heritage to review new development proposals to ensure that historic properties and neighborhoods are preserved. Several proposed additions near Claremont's historic core were controversial and required extensive revisions or were denied.

Goal 6.3 – Retain Claremont's History and Heritage

City:

- No properties were added to or deleted from the City's register of historic structures; however the City has worked closely with Claremont Heritage in its efforts to educate the public on the wealth of significant mid-century modern buildings that are becoming eligible for listing on the register.
- The City's planning staff also worked with developers to preserve and renovate several historic structures.

Community:

- Claremont Heritage worked with local developers to preserve and restore five historic stone buildings located along Base Line Road.
- Claremont Heritage conducted a public education program regarding Claremont's wealth of mid-century modern structures that included a home tour and film series.

Goal 6.4 – Maintain a Strong, Diversified Economy

City:

This year, City staff continued to work to improve the local economy during difficult times. Those efforts included:

- Finished long-awaited renovation to Pepper Tree Square, an important retail center.
- Continuation of the Friday Nights Live music in the Village.
- Worked with local property owners to fill vacant commercial properties by attracting new businesses to the City.

Community:

- The Chamber of Commerce continued several existing programs and developed a “Shop Claremont” campaign designed to encourage residents to shop at local and locally-owned businesses to help maintain a sustainable local economy. The Chamber also continued several major events, including the Village Venture, State of the City Luncheon, monthly networking mixers and charity golf tournament.

Goal Area 7 – Outreach & Implementation

Goal 7.1 – Outreach and Education to the Public Regarding Sustainability Issues

City:

- **Sustainable Claremont** – City staff continued to support this community-based non-profit organization.
- **Earth Day Celebration** – City staff worked with citizen groups and local merchants to hold the fifth annual Earth Day Celebration on April 20, 2013. The festivities included a two-block street fair, live entertainment, exhibitors, schools, demonstrations, solar boats, eco-transportation, a sustainability college tour, and much more. It was the largest Earth Day Celebration to date.
- **Sustainability Report Card** – The City Council adopted the 2012 Annual Sustainability Report Card and staff presented the results at public meetings.
- **Public Information** - The City’s Sustainability Coordinator, Public Information Officer, and Community and Human Services staff provided sustainability information upon request to citizens by phone, e-mail, and in-person at numerous public meetings and events. In addition, the City published numerous sustainability-related articles in City newsletters, City Manager updates, on the City website and in the local newspaper.
- **Claremont Home Energy Retrofit Program (CHERP)** - City staff continued to work with local volunteers to encourage Claremont homeowners to take advantage of new government and utility incentive programs and make energy efficiency improvements to their homes. Because of these outreach efforts, the program has been extremely successful with Claremont experiencing the highest participation rate of any City in Los Angeles County.
- **California Green Communities Challenge** – The City of Claremont maintained “Silver” status as a California Green Community for its commitment to sustainability.

Community:

- **Sustainable Claremont:** Community volunteers have provided innumerable hours of their time to support this community-based non-profit, which has over 100 members. Accomplishments included successful community events for Earth Day and the group’s annual meeting.
- **Sustainability Dialog Series** - Sustainable Claremont partnered with Pomona College, the League of Women Voters and the Claremont Interfaith Committee for Sustainability to hold monthly lectures on sustainability topics. Speakers included local, regional and statewide leaders on topics including water policy, greenhouse gas legislation, sustainable building projects in Claremont, product stewardship, home energy retrofits, water-wise irrigation, and more. Attendance at these monthly lectures ranged from 30 to over 85 attendees.
- **Demystifying Sustainability Series in Claremont Courier** – Sustainable Claremont worked with the local newspaper to develop and publish monthly articles on topics related to the Sustainability Dialog Series.
- **Sustainable Claremont – CHERP Outreach:** Sustainable Claremont held several events to educate the public regarding the Claremont Home Energy Retrofit Project and the importance of home energy retrofits. Events included home tours, Earth Day, an exhibitor fair, and recognition in the City’s 4th of July parade. The group also created a website (ClaremontEnergy.org) and yard signs for homes that are in the process of receiving an energy upgrade. In January, the group staged a major celebration event for the Claremont Home Energy Retrofit Program (CHERP). There were over 300 attendees, including dignitaries from regional and state-level governments.

- **Volunteer Working Groups** - Sustainable Claremont held over 50 working group meetings on various sustainability-related topics and formed a new working group related to trees.
- **Website and Facebook Page** - Sustainable Claremont continued outreach through its website (www.SustainableClaremont.org) and social media pages with information on sustainability-related topics and events. A monthly electronic newsletter is sent out to 800+ subscribers.
- **The Rancho Santa Ana Botanic Garden** - Held numerous lectures and workshops on water wise landscaping and California native plantings.
- **Information Hotlines** - Southern California Edison, Golden State Water Company and the Gas Company staff all provided on-demand sustainability-related information to the public.

Goal 7.2 – Permanently Integrate Sustainability Principles into Daily Decision-Making Processes

City:

- The City continued to staff a nine-person Sustainability Committee to review implementation of the Sustainable City Plan.
- The City provided staff to help facilitate Sustainable Claremont and advise the group on City-related matters.
- The City continued to operate its City Staff Green Team to implement the Sustainable City Plan as it pertains to City government.
- The City developed and circulated the City's Annual Sustainability Report Card.
- The City completed the process of updating the City's Sustainable City Plan.

Community:

- Sustainable Claremont established a framework of action groups designed to help the community implement the community-wide goals of the Claremont Sustainable City Plan. In 2013, Sustainable Claremont formed a new Tree Action group and continued to expand its fledgling Garden Club, which was formed in 2012.

Goal 7.3 – Metrics – Track and Objectively Measure Progress

City:

- The City collected and tracked relevant data (based on availability).
- The City created an annual Sustainability Report Card to track progress toward the goals of the Sustainable City Plan.
- The City completed an energy efficiency chapter of a climate action plan and associated greenhouse gas inventory with assistance from a technical consultant hired by the San Gabriel Valley Council of Governments.
- The City tracked data related to energy retrofits on over 200 homes to help support the Claremont Home Energy Retrofit Project (CHERP). Data is utilized to study impacts of the project and provide data on which improvements are most effective.
- The City acquired and trained staff on use of Enterprise Energy Management Information System (EEMIS) software for tracking City utility use in order to track trends and identify broken equipment or wasteful practices quickly.
- The City completed a comprehensive update to the Claremont Sustainable City Plan.